

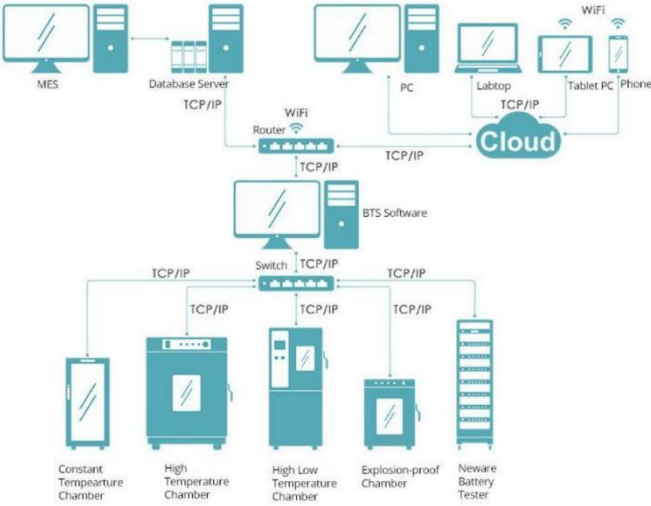


Coin Cell All-in-One Testing System	
1. Material code	WHW-200L-160CH-B
2. Description	Product Specification
2.1 AC Input	AC220V±10% 50Hz Single Phase + protective earth ground
2.2 Power	3kW
2.3 Input current	16A
3. Volume & Size	
3.1 Standard volume	200L
3.2 Inner size	W500mm × D500mm × H800mm
3.3 External size	W600mm × D920mm × H1800mm
3.4 Net weight	About 200kg
4. Performance	
4.1 Operating environment	Operating Temperature is +25°C, Relative humidity ≤85%, No samples situation
4.2 Temperature range	0~60°C
4.3 Temperature fluctuation	≤1°C (No loading, temperature stability)
4.4 Temperature deviation	±2.0°C (No loading, temperature stability)
4.5 Rising time	25°C~60°C ≤30 min (No loading)
4.6 Cooling time	25°C~0°C ≤50 min (No loading)
5. Structure features	
5.1 Thermal insulation maintenance structure	<ul style="list-style-type: none"> ● Shell materials: High quality cold rolled steel plate, Surface spray and baking paint treatment ● Inner materials: Stainless steel plate SUS304 ● Thermal insulation materials: Foaming PU (thickness 50mm)
5.2 The channel for air conditioning	Axial flow fan, Heater, Evaporator
5.3 Standard Configuration	Chamber door: uni-fog armored glass, stainless steel frame Channel hole: φ50mm, 4pcs (Behind the cabinet) Caster: with foot break, 4pcs Sample tray: insulation sample tray, 4pcs; bearing load: 10kg/ layer Lighting: LED
	
5.4 Control panel	Control panel touch control button
5.5 Heater	Stainless heating pipe Control type: SSR
6. Cooling system	
6.1 Cooling method	Air cooling

6.2 Cooling compressor	Totally enclosed piston compressor	
6.3 Throttling gear	Capillary tube	
6.4 Freezing medium	R134a	
6.5 Welding technology	Protection welding with nitrogen	
7. Electric control system		
7.1 Controller	LED digital display + touchscreen	
7.2 Operating mode	Touchscreen	
7.3 Control mode	Balance temperature by cycling forced cooling (The controller will be followed the given temperature, then automatic calculate and export the result, so that can control the actual value, to reach the dynamic condition.)	
7.4 Communication mode	Ethernet port	
7.5 Temperature controller module	Independent R&D by Neware	
8. Connecting with Neware battery system		
8.1 Hardware	With RS485 port	
8.2 Connection diagram		

8.3 Software

